



## BOOM BARRIERS



**GANDHI**  
Automations Pvt Ltd

India's **No.1** Entrance Automation & Loading Bay Equipment Company

# EUROPEAN COLLABORATION AND TECHNOLOGY WITH INNOVATIVE AND CREATIVE ENGINEERING FOR MORE THAN 25 YEARS




## A PARTNER WHO STANDS BY YOUR SIDE

### Quality & Safety - Our Priority

Boom Barriers are CE certified, complies with following  
EEC Directives : 2014 / 30 / EU, 2014 / 35 / EU, 2014 / 53 / EU, 2011 / 65 / EU

Gandhi Automations design, develop, manufacture and execute its products strictly in accordance with the above mentioned EN standards.

You are assured with our best quality products, safe operation and after sales service 24/7.



### ORIGINAL SPARE PARTS

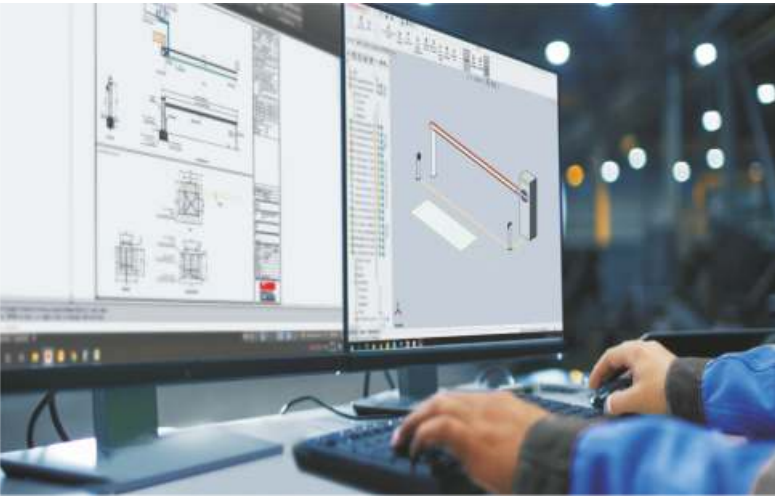
Guaranteed original spare parts availability for 10 years



## CONTENTS

- 4 | Our Quality for your Safety
- 6 | Boom Barriers - Quality Engineered
- 8 | Securo Plus - 6C
- 10 | Securo Plus - 8C
- 12 | Technical Data
- 14 | Boom Barriers for special application
- 15 | Accessories

# Our Quality for your Safety



Gandhi Automations Pvt Ltd is India's No.1 Entrance Automation & Loading Bay Equipment Company. Since 1996, we have been designing, manufacturing, exporting and installing products that are hassle-free, safe and easy to operate. Gandhi Automations Pvt Ltd is a globally well-renowned brand, which is a result of years of hard work, innovation, commitment to quality & reliable customer service. We are a Government of India recognised 'Star Export House'.

Our comprehensive product portfolio consists of :

High Speed Industrial Doors, Dock Levelers & Dock Shelters, Rolling Shutters, Sectional Overhead Doors, Aircraft Hangar Doors & Shipyard Doors, Gates & Boom Barriers.

## Head Office

Headquartered in Mumbai, the commercial capital of India, our company has expanded its manufacturing capacity, operations, geographical reach and customer base globally. Today our products are marketed by us and our distributors in more than 70 countries across the globe.

## Competent Advice

Proper customer guidance and service are our top priorities. Our well trained and experienced specialists are always at your disposal from the project planning stage to final stages of handover, inspection as well as training. They help you choose a perfect product solution tailored to meet your requirements.



## Quality Management

The company caters to following certifications : ISO 9001:2015, ISO 14001:2015 and ISO 45001:2018 by TÜV Austria. This has resulted in implementing continuous improvement towards personnel training, production, equipment calibration, machinery maintenance, logistics and customer relations.

## Nationwide Network

Ahmedabad	■	Goa	■	Kolkata	■	Raipur	■
Bengaluru	■	Guwahati	■	Lucknow	■	Ranchi	■
Bhopal	■	Hyderabad	■	Mangalore	■	Surat	■
Bhubaneswar	■	Indore	■	Nagpur	■	Vadodara	■
Chandigarh	■	Jaipur	■	New Delhi	■	Visakhapatnam	■
Chennai	■	Jamshedpur	■	Patna	■		
Coimbatore	■	Kochi	■	Pune	■		



## Advance Manufacturing

Our strategically located state of the art manufacturing and warehousing facility of 5,00,000 sq. ft. near Bhiwandi (40km NE of Mumbai) ensures high-quality product output and short delivery time.

The constant innovation and creative engineering applications of Gandhi Automations is a result of extensive and accurate in-house research and development.

All essential product components & accessories as well as control technology units are designed in-house and produced using European collaboration and technology.

Our product engineering team uses latest software applications combined with advanced machinery to offer our customers an excellently engineered, efficient and finished product.

## Installation, Commissioning & Service

Our team of committed and diligent engineers and technicians are at your service round the clock; many of whom are trained at advanced training centers in Europe so as to ensure perfect installation and trouble-free commissioning according to the specifications. Thus, always assuring product reliability and longevity.



## Packaging & Dispatch Area

Special care and all necessary precautions are taken while packaging the products for dispatch. Each consignment is supervised by a team of experts who ensure that material is dispatched safely, efficiently and promptly.



## Dynamic Customer Service

Our Customer Care team offers 24x7 service. We lay great emphasis on exceptional after-sales service and provide spares, preventive maintenance and AMC (annual maintenance contracts) for minimum downtime ensuring durability and drive maximum ROI.

Our widespread service network assures response time to be minimum.

In rare case of any product failure, all you need to do is reach for the telephone.



**TOLL FREE**

**1800 209 0200**

From Anywhere in India

One call and our highly trained service technicians will be on their way in a fully equipped customer service van with wide range of original spares.

# Boom Barriers - Quality Engineered





Although technology offers a variety of control systems, barriers remain the simplest and most convenient solution to control parking access. Gandhi Securo Plus barriers can easily and effectively meet your parking-access requirements for commercial, industrial premises or private areas to allow entrance to authorized people only. They have a simple and functional design to ensure safety, reliability and long life.

Furthermore, Securo Plus has barrier bars of different length and are available with a variety of functions to meet any particular operational requirement with maximum safety and effectiveness. The barriers can be installed facing each other or can be operated independently or in synchronized manner.

Some innovative features include :

- The exclusive built-in LED Flashing Light needs no special maintenance and ensures complete visibility when the barrier bar is moving.
- The soft contours and rounded corners create an aerodynamic shape that offsets any swinging in windy areas as well as creating a contemporary, aesthetic design that blends well in any location.
- The aluminium bar is fitted with rubber guard located at the top and bottom section that protects the user from possible risks when the bar is in motion, it acts as safety guard.
- The 24 VDC motor with encoder ensures reliable operation of the barrier during heavy/high traffic.
- Key lock release for manual operation.



# Securo Plus - 6C







Securo Plus 6C is designed for access control of passageways upto 6m.

The linear boom-holder cabinet made of robust steel panels spray-painted to blend in perfectly into the most modern architectural urban contexts at the same time guaranteeing its reliability throughout time.

Self-programmed boom barrier with an enhanced geared motor powered by 24V.

Rigid boom in white spray-painted aluminium  $\varnothing 70\text{mm}$ . Complete with end caps and passive rubber safety edge.

All mechanical components are mounted on a robust steel chassis and consist of a highly efficient, double reduction geared motor and an adjustable spring-loaded balancing system.

Robust barrier designed to last long, complete with boom holder, warning lights built in to the cabinet and an external key operated manual system so as to avoid unauthorised manual operations.

The integrated programmer allows encoder-controlled boom movement. The electronic control unit is completed by the anti-crush and "soft start" and "soft stop" functions.

The control electronics has several stand-out characteristics with the progressive, calibrated management of the motor power, the possibility to adjust the maneuvering speed, the master/slave function allowing to synchronise two barriers working in unison.



Key operated manual release system



Robust spring balanced gears system

# Securo Plus - 8C





Securo Plus 8C is designed with boom upto 8m length that can control access of all vehicle dimensions.

This boom barrier cabinet made of spray-painted metal in dark slate grey gives maximum resistance to weathering effects even in corrosive environments such as saline elements.

All the components are housed and protected inside cabinet fitted with ample, extractable and lockable inspection panel.

Self-programmed boom barrier with an enhanced geared motor powered by 24V. Lockable barrier designed with boom holder, LED warning lights and key operated external manual release system.

Special versions of aluminium booms marked with letter "J" are made up of multiple pieces plus hidden joint, complete with end caps and rubber anti-shock protective edges.

The integrated programmer allows encoder-controlled boom positioning, automatic repositioning and self-programming. The electronic control unit is completed by the anti-crush "soft start" and "soft stop" functions. The electronic programmer is factory fitted with a graphic LCD display (128 x 128 pixels) with backlighting in six different languages. The menu allows one to read the number of manoeuvres carried out and to rapidly set the system parameters including the sequential button mode, automatic reclosing, warning lamp pre-flashing as well as deceleration adjustment both in the opening and closing directions.

The control electronics has several stand-out characteristics, allows to set 10 events and these events permit to regulate, the opening and closing of the motor at different times during the day, the events can be enabled or disabled during holidays. Also allows to synchronise two barriers working in unison.



Extractable key-locked inspection panel



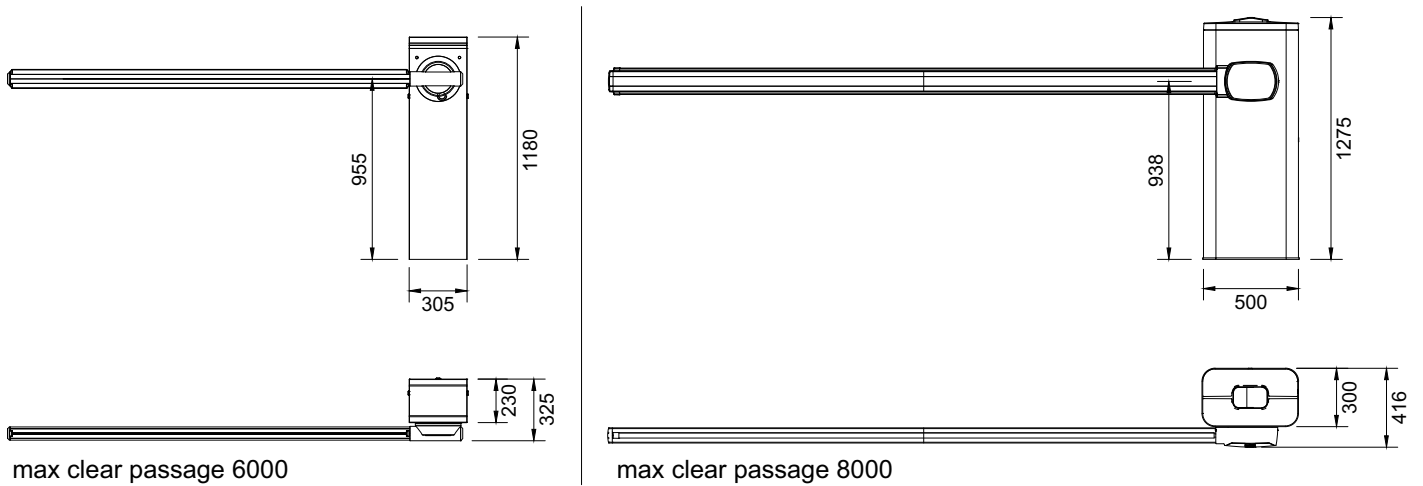
Reinforced balance system & geared motor



Self-programming monitored by an LCD graphics display

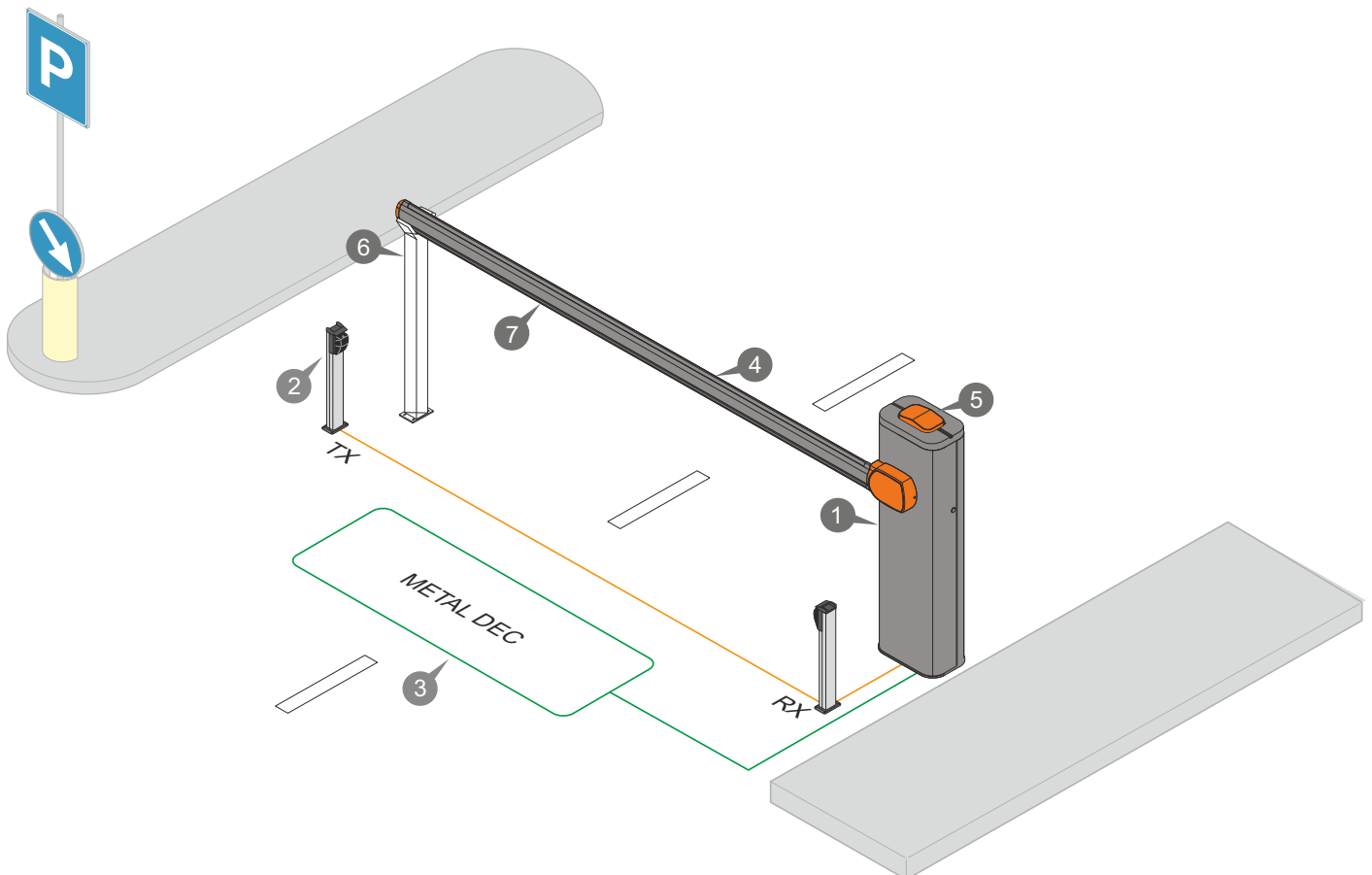
# Technical Data

## Overall dimensions



Above all dimensions are in mm

## Installation example



### Installation

- |                   |                          |                     |                       |
|-------------------|--------------------------|---------------------|-----------------------|
| 1 Barrier cabinet | 3 Magnetic loop detector | 5 LED warning light | 7 Passive safety edge |
| 2 Photocells      | 4 Standard Boom          | 6 Fixed support     |                       |



Technical Data	Securo Plus 6C	Securo Plus 8C
<b>General Characteristics</b>		
Maximum Torque	130 Nm	220 Nm
Duty cycle	70%	90%
Passageway opening time (75°)	3 sec	4 sec
Opening time 90°	7 sec	6 ...12 sec
Protection grade	IP 54	IP 54
Operating temperature range	-20°C ...+55°C	-20°C ...+55°C
Mains power supply	230 Vac	230 Vac
Nominal electrical input	1.5A	0.9A
Power input	300W	250W
<b>Motor Data</b>		
Power supply	24Vdc	24Vdc
Nominal electrical input	4.5A	3.0A
Maximum power yield	300W	120W

## Boom Barriers for special application



Although technology offers variety of control systems, barriers remain the most convenient and the simplest solution to control parking access. Barriers with skirtings 2m each along boom length are ideal for preventing pedestrians, from getting underneath automatic barrier.

A special articulated boom consists of two parts for an overall length of 3m with rubber anti-shock protective edges. The cast aluminium joint, which markedly reduces the height during opening, makes it ideal for use in installations such as underground or basement car parking areas.

# Accessories



## Three Station Push Button

Mounted on wall or column in the vicinity of barrier with "Open / Emergency-Stop / Close" controls. Plastic housing IP 65



## Key Selector

Mounted on walls or columns in the vicinity of barrier with metal front, plastic back casing is ideal for unauthorised operations due to sleek lock arrangement & designated key.



## Traffic Light / Flashing Light

They serve safety requirements & give visual signals for opening and closing impulse.



## Fixed Support / Mobile Support

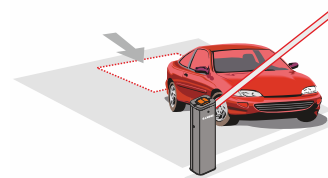
The barrier bar normally rests on fixed support to be installed on the ground. It can also rest on mobile support attached with the bar, which moves along with the bar and useful when two barriers are installed in opposite locations to cover large openings.



## Photocells

The photocells are the safety sensors used to monitor the passageway in 2 different ways

- For safety, the boom will not be allowed to close as long as the IR beam is interrupted.
- While closing of boom if obstacle is detected, the boom will reopen automatically.



## Magnetic Loop Detector

Barrier automatically opens when a vehicle goes over the sensor fitted to the pavement. As a safety system, it detects the vehicle going past it and stops the bar from closing until the vehicle has gone through.




## Skirting

This adds on security and even restrict the access underneath the boom barrier, in plastic length of 200 cm.



**STAR EXPORT HOUSE**  
(Government of India Recognised)



Gandhi Automations operates a policy of continuous development and reserves the right to make technical modifications / replacements without prior notice.

# GANDHI

Automations Pvt Ltd

## India's No.1 Entrance Automation & Loading Bay Equipment Company

### CORPORATE OFFICE

Chawda Commercial Centre, Link Road, Malad (W), Mumbai-400064, India

Tel : +91 22 6672 0200 / 6672 0300 (200 Lines)

Fax : +91 22 6672 0201

Email : sales@geapl.co.in

Website: www.geapl.co.in



**TOLL FREE**

**1800 209 0200**

From Anywhere in India

Ahmedabad - 93273 01555  
 Bengaluru - 93435 09090  
 Bhopal - 93292 94939  
 Bhubaneswar - 93385 69889  
 Chandigarh - 93176 41324  
 Chennai - 93809 31777  
 Coimbatore - 93452 99944  
 Goa - 93731 37970  
 Guwahati - 93248 98159

Hyderabad - 93473 75737  
 Indore - 93034 64410  
 Jaipur - 93520 41024  
 Jamshedpur - 93219 76556  
 Kochi - 93882 04774  
 Kolkata - 93300 60855  
 Lucknow - 93055 67760  
 Mangalore - 93797 41352  
 Nagpur - 93250 45410

New Delhi - 93131 99044  
 Patna - 93219 76557  
 Pune - 93245 30710  
 Raipur - 93524 40068  
 Ranchi - 93044 95570  
 Surat - 93270 97410  
 Vadodara - 93756 41357  
 Visakhapatnam - 93463 34102